



**Competitor Bulletin 1
December 6, 2022**

1.1 Road Book and Corrections

The competitor road book has been posted to Sportity as a PDF.

Attached to this Bulletin are correction pages for the Road book. Corrections are only given for one pass of the stage, please repeat the corrections on the subsequent passes as well if needed.

1.2 Stage Maps

Overview and detail letter size stage maps are attached to this bulletin.

1.3 Stage Schedule

The event stage schedule is attached to this bulletin. Low entries has allowed us to shorten the day.

1.4 Competition Documents

Please ensure you have an active rally license and an international permit to compete if you are on a non CARS license. Ideally these can be completed in advance by sending the completed document and payment to the CARS office. We will accept completed forms at registration.

<https://carsrally.ca/wp-content/uploads/2015/09/2022-International-Permit-to-Compete.pdf>
office@carsrally.ca

1.5 Service Park Coordination

Teams can move into their service spots at noon on Thursday December 8. Please park your rigs on the east/looker's left side of the Gem Lake lot if you arrive before this time so that we can mark out the service areas.

As always please do not bring your large tow rigs into the narrow resort village. As a backup they can be parked short term at Happy Valley Day Lot but ideally they should remain at Westridge. Please contact Service Captain Eric Fritsch service@efritsch.ca with any questions.

1.6 Parc Expose

The Parc Expose is confirmed for in front of the Happy Valley Day Lodge on Friday from 18:00 to 19:30.

Rally cars can arrive at their convenience anytime after 17:45 as long as all cars are lined up and in position for the beginning of Parc Expose. Please proceed to the Happy Valley Day Lodge and follow the instructions of the marshals.

We would request that at least one team member be in attendance for the public event.

1.7 Happy Valley Finish Location

The official Rally Finish location will be Happy Valley Day Lodge with cars beginning to arrive at 18:45. There will be outdoor crew only podia as listed in the supplementary regulations. Watch for a fireworks display over the skating rink at 20:15.







Food and beverage services will be available to order in the Day Lodge until 20:30 and the gondola closes at 21:00. Please order as soon as possible when you arrive if you would like food service at Happy Valley.







1.8 Saturday Westridge HQ Hours

With the finish moving to Happy Valley Westridge HQ will close at 18:30 and all event activities will move to Happy Valley

1.9 Trophies







Trophies will only be awarded for classes of three or more entrants. Regional trophies will be awarded only for the second regional.






SS 1		Bullet 1		Dist (km) =	6.30
FTC 1		Finish Control		Time (h:m) =	0:05
Distance					
#	Total	Incrm.	Tulip	Information	Dist. Rem.
1	0.00	0.00		Start Flag, Zero Odo 49.7675, -119.108333	6.30
2	2.00	2.00	 B-06	Easy Right tightens past Junction ! Water on Left !	4.30
3	2.15	0.15	 B-05	Medium left Past Junction	4.15
4	2.32	0.17		! Cattle Guard !	3.98
5	3.28	0.96	 B-04	SA into Medium Right	3.02
6	3.55	0.27		Virtual Chicane Start - 40km/h 49.786009, -119.082406	1.58







SS 1		Bullet 1		Dist (km) =	6.30
FTC 1		Finish Control		Time (h:m) =	0:05
#	Distance		Tulip	Information	Dist. Rem.
	Total	Incrm.			
7	3.68	0.13		Virtual Chicane Ends 49.785026, -119.081750	1.45
8	3.80	0.12		!!! Exposure !!! On Right for 1.5 km	1.33
9	4.97	1.17	 B-03	SA ROL	1.85
10	5.96	0.99		100 Meters	0.34
11	6.06	0.10		Flying Finish 49.787699, -119.055399	0.24
12	6.30	0.24		Stop at Time Control 49.788098, -119.052211	0.00

SS 8		Gem-Falcon 1		Dist (km) =	32.02
FTC 8		Finish Control		Time (h:m) =	0:32
Distance					
#	Total	Incrm.	Tulip	Information	Dist. Rem.
13	8.40	0.38		Straight Ahead Radio	23.62
14	10.52	2.12		Hard Left into Hard Right	21.50
15	10.98	0.46		Hard Left	21.04
16	11.13	0.15		Hairpin Right into Hairpin Left	20.89
17	11.26	0.13		Long Hard Right	20.76
18	11.38	0.12		Hairpin Left	20.64

SS 8		Gem-Falcon 1		Dist (km) = 32.02	
FTC 8		Finish Control		Time (h:m) = 0:32	
#	Distance		Tulip	Information	Dist. Rem.
	Total	Incrm.			
19	11.55	0.17		Hairpin Right	20.47
20	11.66	0.11		Hairpin Left	20.36
21	11.72	0.06		Hairpin Right	20.30
22	12.34	0.62		Hard Left	19.68
23	12.52	0.18		Long Medium Left, Exposure Outside	19.50
24	12.71	0.19		Medium Right, Exposure Outside	19.31

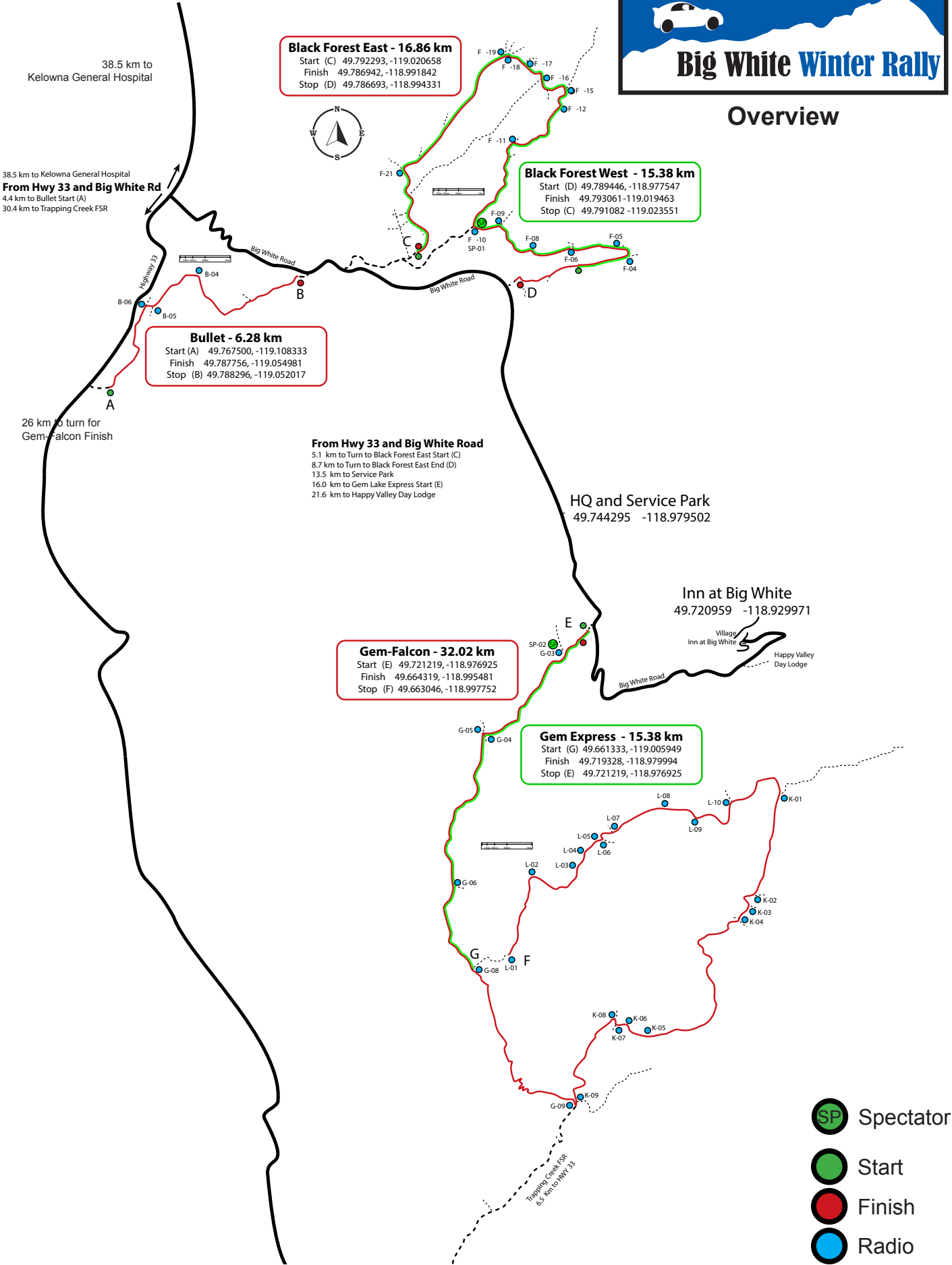
SS 8		Gem-Falcon 1		Dist (km) =		32.02	
FTC 8		Finish Control		Time (h:m) =		0:32	
#	Distance		Tulip	Information	Dist. Rem.		
	Total	Incrm.					
31	15.26	0.29	 K-06	SA into Tight right	16.76		
32	15.70	0.44	 K-05	Keep Right, Radio	16.32		
33	20.00	4.30	 K-04	Straight Ahead	12.02		
34	20.37	0.37	 K-03	Medium Left Past ROR	11.65		
35	21.47	1.10	 K-02		10.55		
36	23.12	1.65	 K-01	Bear Left onto Link FSR, Radio	8.90		

SS 8		Gem-Falcon 1		Dist (km) =		32.02	
FTC 8		Finish Control		Time (h:m) =		0:32	
#	Distance		Tulip	Information	Dist. Rem.		
	Total	Incrm.					
37	24.01	0.89	 L11	Keep Right	8.01		
38	24.54	0.53	 L10	Straight Ahead, Radio	7.48		
39	25.60	1.06		SOL 7	6.42		
40	25.80	0.20	 L-09	Keep Right	6.22		
41	26.50	0.70	 L-08	Keep Left, Radio	5.52		
42	27.93	1.43	 L-06	Keep Right, Radio ROL	4.09		

SS 8		Gem-Falcon 1		Dist (km) =	32.02
FTC 8		Finish Control		Time (h:m) =	0:32
Distance					
#	Total	Incrm.	Tulip	Information	Dist. Rem.
43	28.03	0.10	 L-05	Straight Ahead ROR	3.99
44	28.52	0.49	 L-04	Straight Ahead ROR	3.50
45	28.77	0.25	 L-03	Straight Ahead ROR	3.25
46	29.98	1.21	 L-02	Straight Ahead	2.04
47	31.72	1.74		Flying Finish 49.664333, -118.995513	0.30
48	32.02	0.30		Stop at Time Control 49.663151, -118.99905	0.00



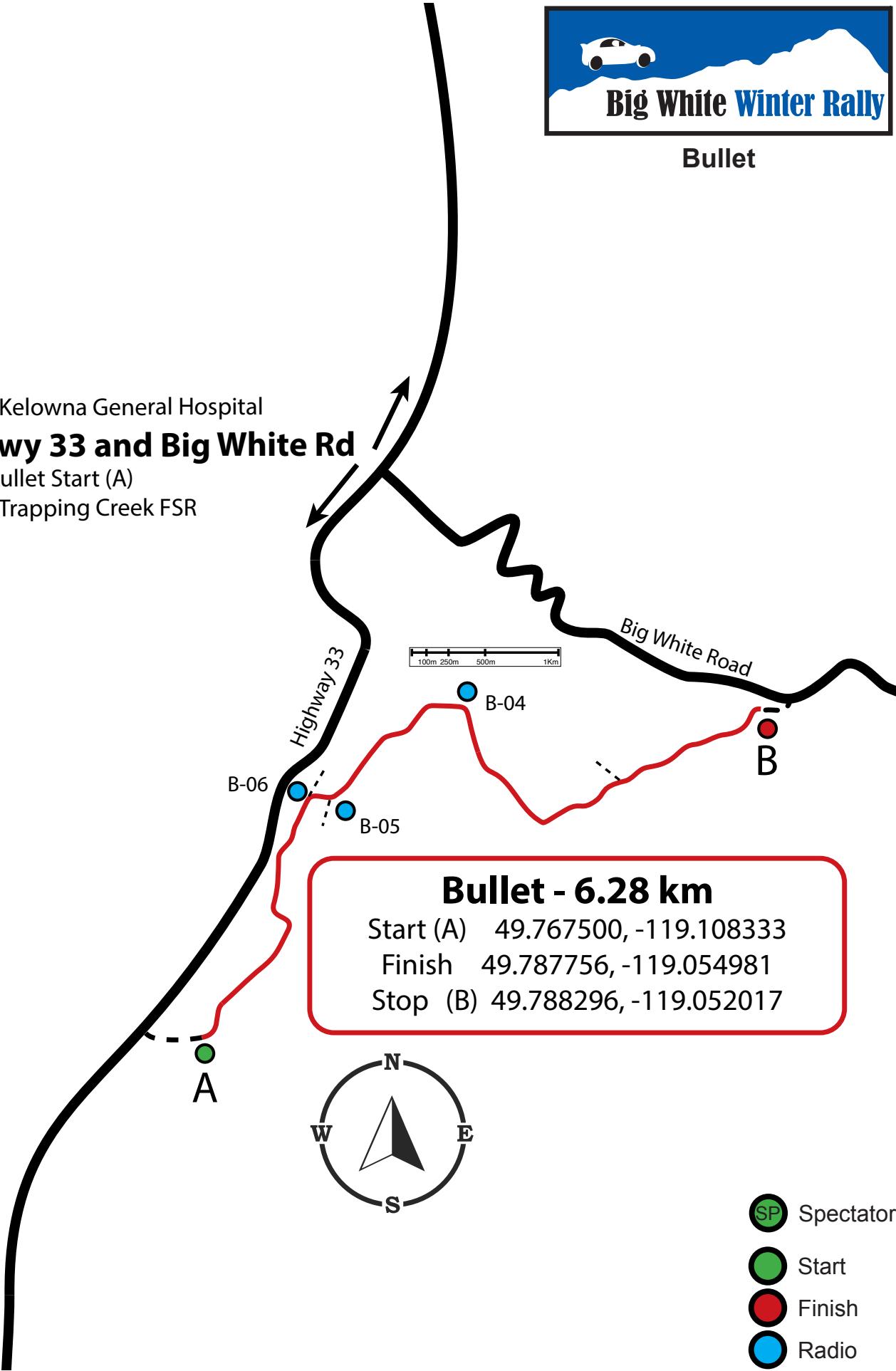
Overview





Bullet

38.5 km to Kelowna General Hospital
From Hwy 33 and Big White Rd
4.4 km to Bullet Start (A)
30.4 km to Trapping Creek FSR



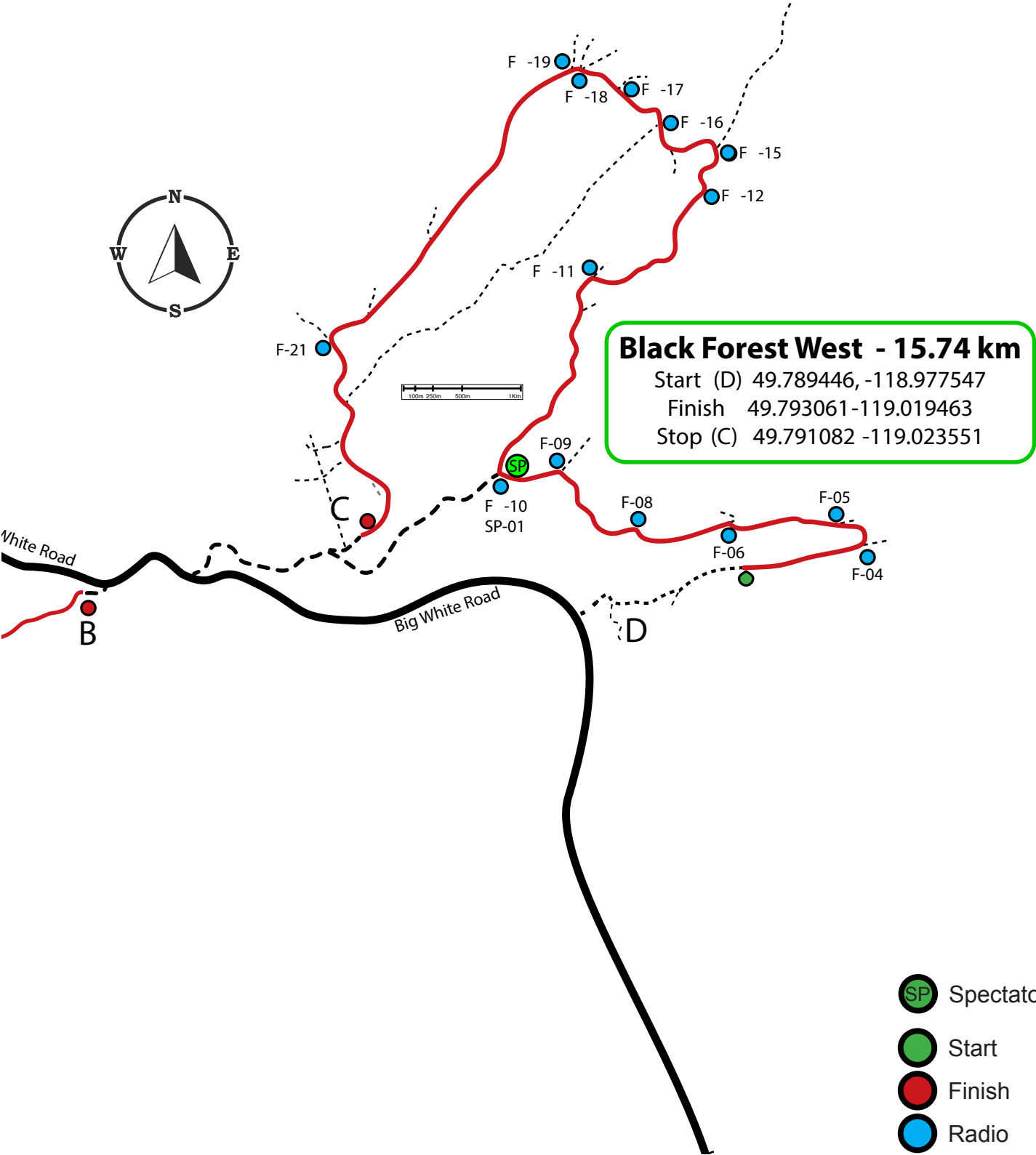
Bullet - 6.28 km
Start (A) 49.767500, -119.108333
Finish 49.787756, -119.054981
Stop (B) 49.788296, -119.052017

- Spectator
- Start
- Finish
- Radio



Big White Winter Rally

Black Forest West





Big White Winter Rally

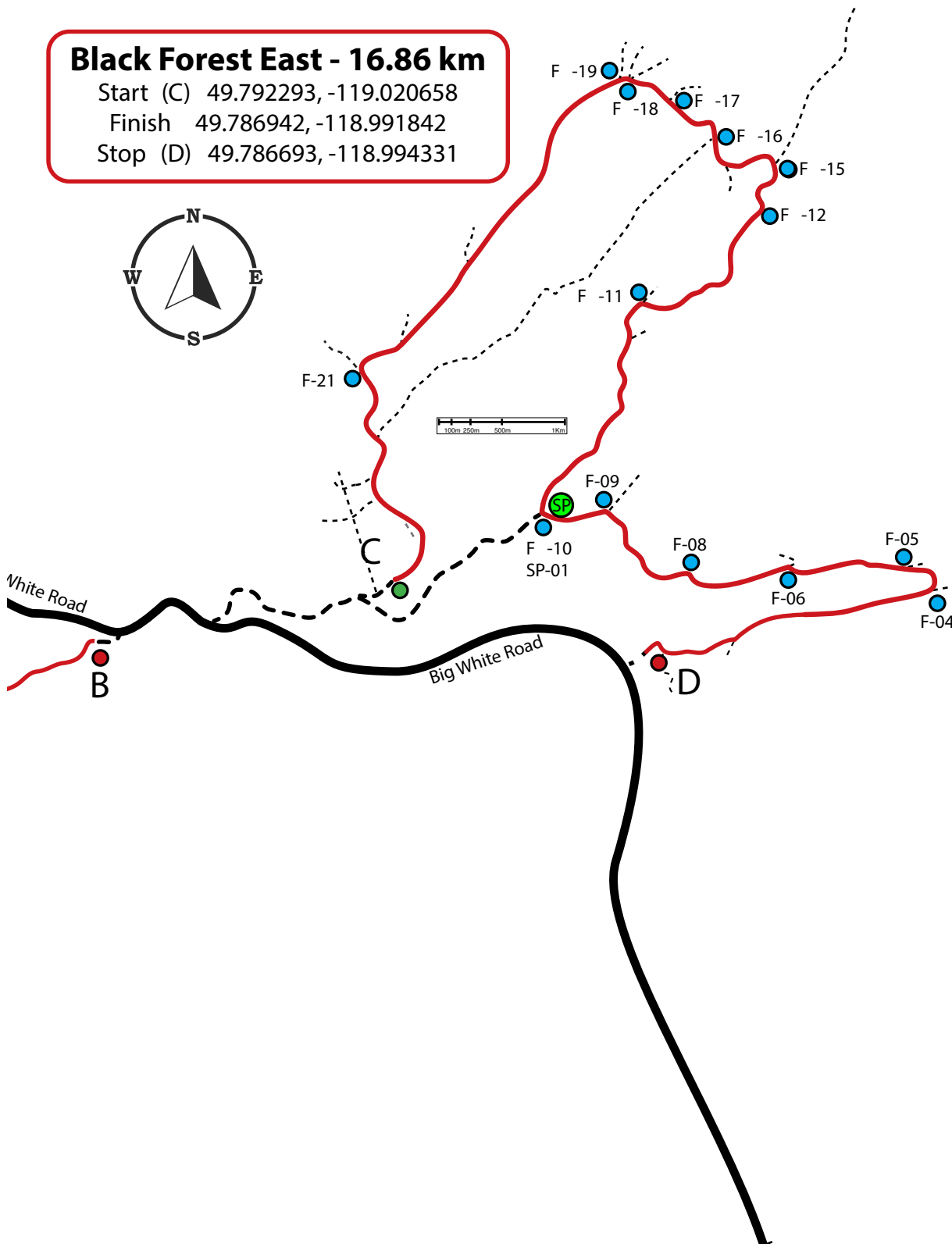

Black Forest East

Black Forest East - 16.86 km

Start (C) 49.792293, -119.020658

Finish 49.786942, -118.991842

Stop (D) 49.786693, -118.994331

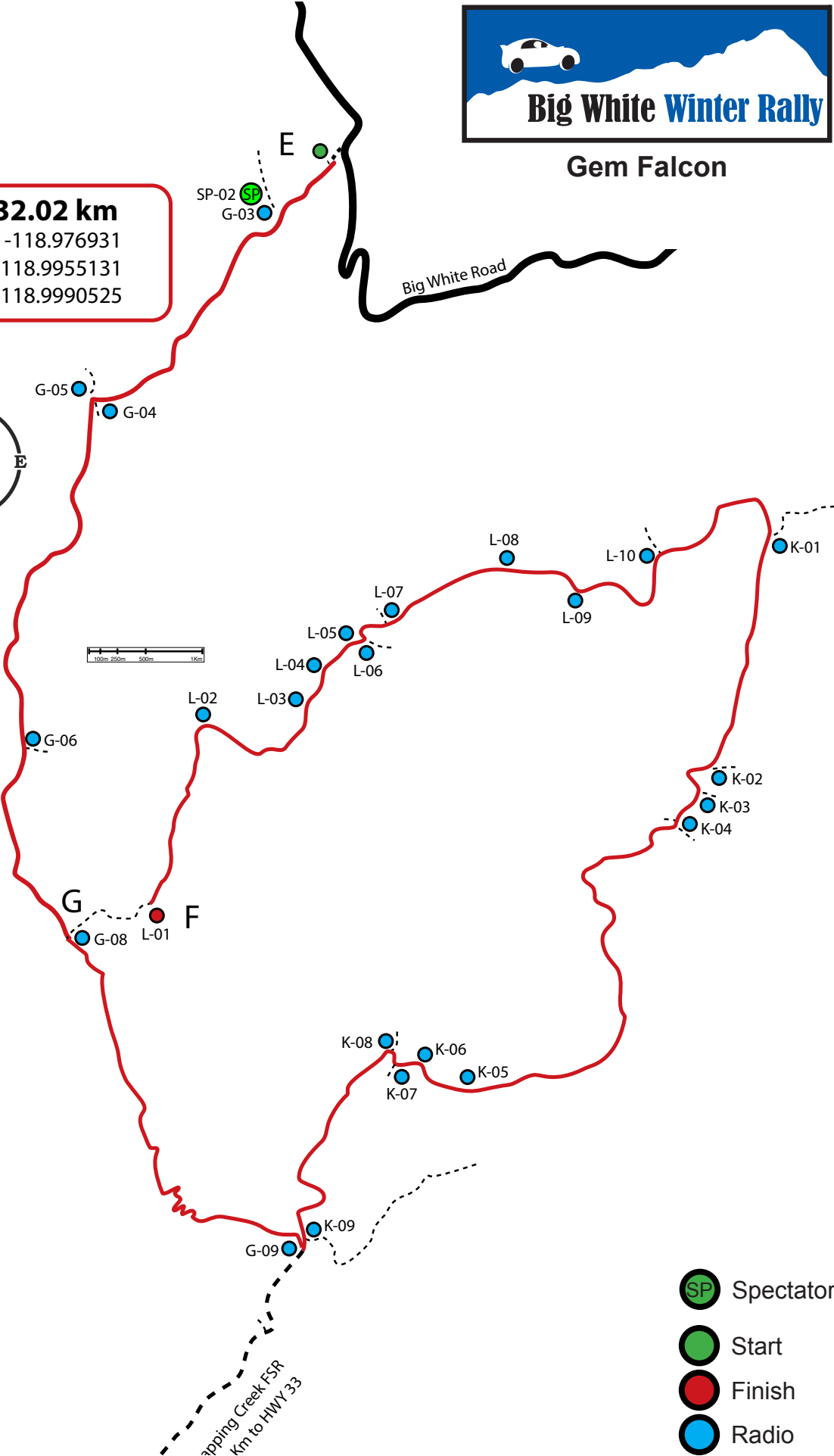







-  Spectator
-  Start
-  Finish
-  Radio



Gem Falcon

Gem-Falcon - 32.02 km
 Start (E) 49.721362-118.976931
 Finish 49.6643339-118.9955131
 Stop (F) 49.663151-118.9990525



-  Spectator
-  Start
-  Finish
-  Radio

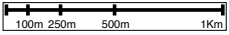



Gem Express

Big White Road

E
SP-02
G-03

Gem Express - 8.53 km
Start (G) 49.661414,-119.006073
Finish 49.719341,-118.979950
Stop (E) 49.721976-118.975912



G-05
G-04

G-06

G
G-08

- Spectator
- Start
- Finish
- Radio

	Map	Transit	Stage	Time	First Car Due
Distance to Next Refuel		53.52	44.08	46.4 L*	
MTC 0	Start to SS 1	18.27		0:25	8:30
ATC 1				0:03	8:55
SS 1	Bullet 1	A to B	6.30	0:05	8:58
FTC 1	Transit to Black Forest West 1	6.03		0:15	9:03
ATC 2				0:03	9:18
SS 2	Black Forest West 1	D to C	15.74	0:14	9:21
FTC 2	Transit to Bullet 2	11.40		0:20	9:35
ATC 3				0:03	9:55
SS 3	Bullet 2	A to B	6.30	0:05	9:58
FTC 3		6.03		0:20	10:03
ATC 4				0:03	10:23
SS 4	Black Forest West 2	D to C	15.74	0:15	10:26
FTC 4	Transit to Service 1	11.79		0:15	10:41
TC 4a	Service 1 in			0:30	10:56
TC 4b	Service 1 Out / Re-Seed In			0:10	11:26
RZ 1	Refuel Zone: Distance to Next Refuel	73.17	33.15	40.02	38.3 L*
TC 4c	Re-Seed Out / Transit to SS 3	11.85		0:20	11:36
ATC 5				0:03	11:56
SS 5	Black Forest East 1	C to D	16.86	0:14	11:59
FTC 5	Transit to Bullet 3	13.55		0:20	12:13
ATC 6				0:03	12:33
SS 6	Bullet 3	A to B	6.30	0:05	12:36
FTC 6	Transit to Black Forest East 2	2.65		0:15	12:41
ATC 7				0:03	12:56
SS 7	Black Forest East 2	C to D	16.86	0:14	12:59
FTC 7	Transit to Service 2	5.10		0:10	13:13
TC 7a	Service 2 in	0.01		1:15	13:23
TC 7b	Service 2 Out / Re-Seed In			0:10	14:38
RZ 1	Refuel Zone: Distance to Next Refuel	47.21	6.66	40.55	32.1 L*
TC 7c	Re-Seed Out / Transit to SS 8	2.99		0:15	14:48
ATC 8				0:03	15:03
SS 8	Gem-Falcon 1	E to F	32.02	0:32	15:06
FTC 8	Transit to Gem Express 1	0.60		0:20	15:38
ATC 9				0:03	15:58
SS 9	Gem Express 1	G to E	8.53	0:08	16:01
FTC 9	Transit to Service 2	3.07		0:06	16:09
TC 9a	Service 2 in			0:45	16:15
TC 9b	Service 2 Out / Re-Group In			0:15	17:00
RZ 3	Refuel Zone: Distance to Next Refuel	50.52	9.97	40.55	32.9 L*
TC 9c	Re-Group Out / Transit to SS 8	2.99		0:15	17:15
ATC 10				0:03	17:30
SS 10	Gem-Falcon 2	E to F	32.02	0:32	17:33
FTC 10	Transit to Gem Express 2	0.60		0:20	18:05
ATC 11				0:03	18:25
SS 11	Gem Express 2	G to E	8.53	0:08	18:28
FTC 11	Transit to Finish	6.38		0:10	18:36
MTC 11	Finish				18:46

Leg 1

Leg 2

Leg 1 totals	86.67 50.8%	84.10 49.2%	170.77
Leg 2 totals	16.63 17.0%	81.10 83.0%	97.73
Event totals	103.30 38.5%	165.20 61.5%	268.50

* Fuel consumption using CARS calculation of .25L/km on transits and .75L/km on Stage